

CANOPY FIXTURES

Induction, Fluorescent
and Metal Halide Fixtures



MultiMax

Multi-functional Lighting For
Multiple Applications


FEATURES & BENEFITS

- AEI's Canopy Lighting** features a variety of Induction, CFL and CMH lamp options:
- **Induction** - 5-Year Warranty with up to 100,000 hour lamp life. 80+ CRI, No Color Shift, Instant Hot and Cold Restart. Operates in hot and cold environments. Ideal for use with sensors in non-cold storage environments.
 - **13-57W CFL Lamps** - 10,000 lamp life plus high CRI. Including Instant On, Instant Restrike, No Color Shift and No Flicker.
 - **CMH** - Has up to 20,000 hours of lamp life. High CRI yields long life. UV block for longer lens life versus standard MH.
 - **This canopy fixture** can be used in garages, schools and retail

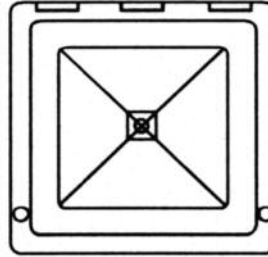
SPECIFICATIONS

- HOUSING:** - Heavy die formed aluminum housing with bronze powder coat finish. Consult AEI factory for other available colors.
- REFLECTIVE:** High reflectance white standard. MIRO 4 optional.
- ELECTRICAL:** CFL=120, 277 or Universal Voltage. Induction=120 or 277 volt; CMH=Multi-tap 120, 208, 240, 277 or EHID available in Universal.
- LENS/GASKET:** Clear prismatic impact and vandal resistance polycarbonate refractor. Silicone gasket prevents water entry.
- MOUNTING:** Suitable for low mount ceiling or wall mount.

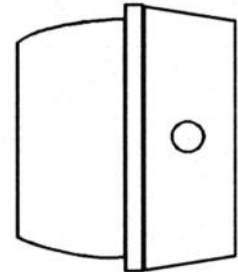
THE C12 CANOPY



DIMENSIONS



C12 Series
L 12" W 12" H 8.5"



*Dimensions are subject to change without notice. Consult factory for details.

ADVANCED ENERGY IDEAS, INC.

C12 CANOPY

ORDERING GUIDE



BRINGING YOU OUT OF THE DARK AGES!

Fixture Model	Wattage	Lens	Voltage	Lamp Color	Mounting & Options	
C12						
INDUCTION 55=55 Watts	CFL 13F= 13 Watts 26F=26 Watts 32F=32Watts, 42F=42 Watts 57F=57 Watts	CMH(M) / EHID(E) 35M or 35E=35 Watts 50M or 50E=50 Watts 70M or 70E=70 Watts 100M or 100E=100 Watts 175M or 175E=175 Watts	LENS PRPC=Clear, Prismatic Polycarbonate Consult factory for other options	INDUCTION - LAMPS 12=120V 27=277V CFL - LAMPS 12=120V 27=277V UNI=Universal Voltage CMH QUAD=120, 208, 240 & 277V	INDUCTION - LAMPS 30=3000K 40=4000K CFL - LAMPS 30=3000K 35=3500K 41=4100K NI=No Lamps CMH - LAMPS NA=Not Applicable	OPTIONS/MOUNTING MB=Mounting Bracket M4=MIRO 4 Reflector PH=Photo Cell

AEI LIGHTING INC.
1113 West Birchwood Avenue
Mesa, AZ 85210
TEL 480.733.6594
FAX 480.733.6596
WEB www.aeilighting.com

Project Name _____ Fixture Type _____
Catalog # _____ Quantity _____