

T8L-432 532 632 832

4-, 5-, 6- & 8-Lamp T8 Aluminum or Steel High-Bay Fixtures



HiMax Energy Saving High-Performance Fluorescent Lighting Systems

FEATURES & BENEFITS

- **Patented Push-Button Access** - AEI leads the industry with access to all internal components without the use of tools. Lamp tray swings out of the way without removing lamps for access to the ballast compartment.
- **Over 50% Energy Savings Compared to HID** - New T8 Lamp/Electronic Ballast combinations save more than 50% over older HID and T12 Fluorescent lighting systems.
- **Longer Lamp Life For T8!** T8 lamps are rated for up to 36,000 hours, nearly twice that of typical fluorescent and HID lamps when used with programmed start ballasts.
- **95% Lumen Maintenance For T8** - HID light levels drop as much as 60% as the lamps age. New T8 light levels maintain up to 95% over the life of the lamp.
- **Instant On...Instant Restrike...No Flicker!** T8 ballast technology eliminates flicker and provides instant on & instant restrike while maintaining light levels during power dips & peaks.
- **Cool Operation** - Vented aluminum housing construction provides optimal ballast performance and long life.
- **Color Quality and Consistency** - T8 lamps are 70CRI or greater, providing excellent color quality over the life of the lamp, enhancing visual comfort.
- **Factory Installed Occupancy Sensors** - Auto on/off functions are available for energy savings and extended life using Programmed-Start Ballast technology and integral sensor design.

SPECIFICATIONS

CONSTRUCTION: Aluminum Housing for T8L Series is standard. Housing is vented to keep ballast cool in a wide range of operating temperatures. Code Gauge CRS is optional.

REFLECTOR DESIGN: Specular Miro4® reflectors standard. White reflectors are optional. Consult AEI for other reflector options.

ELECTRICAL: 120 or 277V, 75°C instant start ballasts are standard. Universal voltage or 347, 480V and 90°C ballasts as well as other options are available upon request. Emergency ballasts available.

MOUNTING: Surface, Chain or Pendant mounting options available. See our Labor Saving Installation Guide for mounting designs.

LISTING: UL Listed for Damp Locations.

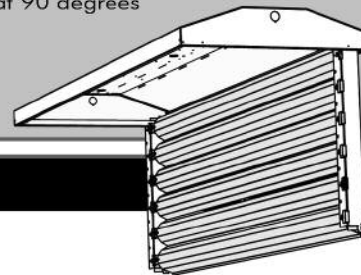
Featuring "Pat'd Push Button Access"



EASY ACCESS
No Parts To Drop
REDUCED LABOR
Opens In Seconds
SAVES MONEY
Exclusive Features

Step 1. Place your thumbs on the buttons
Step 2. Press thumbs on buttons releasing center assembly
Step 3. Rest assembly at 90 degrees

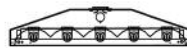
Wireway access in seconds without removing lamps or use of any tools!



DIMENSIONS



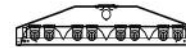
T8L-AL/CRS-432



T8L-AL/CRS-532

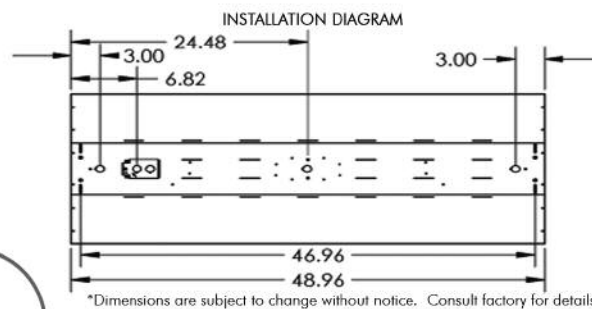


T8L-AL/CRS-632



T8L-AL/CRS-832

	Length	Width	Height
T8L-AL/CRS-432	48.90"	18.94"	3.69"
T8L-AL/CRS-532	48.90"	18.94"	3.69"
T8L-AL/CRS-632	48.90"	18.94"	3.69"
T8L-AL/CRS-832	48.90"	18.94"	3.69"



*Dimensions are subject to change without notice. Consult factory for details.

ORDERING GUIDE



BRINGING YOU OUT OF THE DARK AGES!

Fixture Model	Housing	# Of Lamps Wattage	Lens	Voltage Ballast Factor	Lamp Color	Fixture Options	Mounting
T8L							

CONSULT
AEILighting.com
for
Photometric
Information
On This
Fixture

HOUSING AL=Aluminum CRS=Code Gauge CRS	# OF LAMPS 4=4 Lamp 5=5 Lamps 6=6 Lamps 8=8 Lamps WATTAGE 32=32W 4-foot Nominal Length Consult Factory When Application Requires Other T8 Wattages	CL=Clear Acrylic PR=Prismatic PC=Polycarbonate VR=Vandal Resistant Leave Blank If No Lens	VOLTAGE 12=120V 27=277V 34=347V 48=480V UNI=120-277V 90C=120-277V 90°C BALLAST FACTOR ISL=Instant Start Low Ballast Factor ISN=Instant Start Normal Ballast Factor ISH=Instant Start High Ballast Factor PS=Program Start / Rapid Start PSH=Program Start/ Rapid Start HB Factor FS Series ballast recommended with occupancy sensors, 480V not available in all ballast factors.	30=3000K 35=3500K 41=4100K 50=5000K 65=6500K Leave Blank If No Lamps	SENSORS OCI=Asile Sensor OC3=360 Degree Sensor OCLT=360 Degree Low Temp Sensor When specific brand of sensor is required, please add to 'notes' line in purchase order. Consult Factory For More Sensor Options. CORDS / PLUGS X'C=Length + Cord Only X'CP=Length/Cord + Style/Plug Consult Factory For More Options	BALLASTS EMXXX=Emergency Ballast/Lumens DIM=Dimming Ballast Consult Factory For Ballast Options HOUSING/REFLECTORS UL=Uplight WH=White Reflector Uplight option requires notations in purchase order specifying number of UL rows (even numbers only) OTHER CTD=Coated Lamps, TG=tube Guards CST=Custom Consult Factory For Custom Apps & Ordering Number	VH=V-Hook HK=3/4" Hook GPLX=Grippler + Style (L,S,T,Y) Consult Options Guidelines For Grippler Details HUB=3/4" Hub X'ST=Length + Galvanized Stem SB=3/4" Slide Box Assembly SP=3/4" Single Point Bracket Hub and Stem Optional
---	---	---	---	--	---	--	--

AEI LIGHTING INC.
1113 West Birchwood Avenue
Mesa, AZ 85210
TEL 480.733.6594
FAX 480.733.6596
WEB www.aeilighting.com

Project Name _____ Fixture Type _____

Catalog # _____ Quantity _____

ADVANCED ENERGY IDEAS, INC.

T8L 432 532 632 832