



Energy Saving High-Performance  
Fluorescent Retail  
Lighting Systems

# T5RL 254 354 454

4-Foot or 8-Foot T5 & T5HO  
Retail Louvered Fixtures



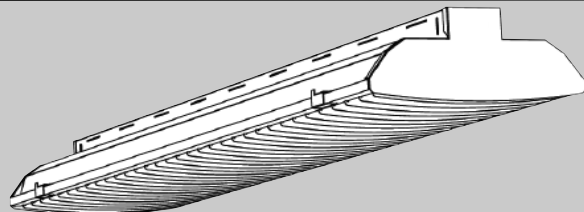
## FEATURES & BENEFITS

- **Tool-Free Maintenance** - AEI leads the industry with access to all internal components without the use of tools.
- **Over 50% Energy Savings Compared to HID** - T5HO Lamp/Electronic Ballast combinations save more than 50% over older HID and T12 Fluorescent lighting systems.
- **Longer Lamp Life For T5HO!** T5HO lamps are rated for up to 35,000 hours, nearly twice that of typical fluorescent and HID lamps. Also available with T8 lamps--see T8 cut sheet.
- **95% Lumen Maintenance For T5HO** - HID light levels drop as much as 60% as the lamps age. T5HO light levels maintain 95% over the life of the lamp.
- **Instant On...Instant Restrike...No Flicker!** T5HO ballast technology eliminates flicker and provides instant on and instant restrike while maintaining light levels.
- **Cool Operation** - Ventilated aluminum housing provides optimal ballast performance and long life.
- **Color Quality and Consistency** - T5HO lamps are 80CRI or greater, providing excellent color quality over the life of the lamp, thus enhancing visual comfort.
- **Factory Installed Occupancy Sensors** - Auto on/off functions are available for energy savings and extended life using integral sensor design.

## SPECIFICATIONS

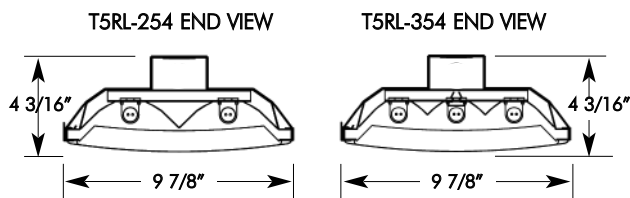
- **CONSTRUCTION:** Aluminum Housing with powdercoated galvanized steel louver standard.
- **REFLECTOR DESIGN:** Standard white ballast cover is 90% reflective. Optional specular Miro4® & white reflectors available. Narrow and wide distribution offered. Consult AEI for other options.
- **ELECTRICAL:** Universal Voltage (120-277V), 75°C programmed start ballasts are standard. 347-480V and 90°C ballasts as well as other options are available upon request. Emergency ballast available. Through-wire options available for continuous rows. Consult AEI factory for assistance.
- **MOUNTING:** Surface, Chain or Pendant mounting options available. See our Labor Saving Installation Guide for industry exclusive mounting designs.

## RL FIXTURE HIGHLIGHTS



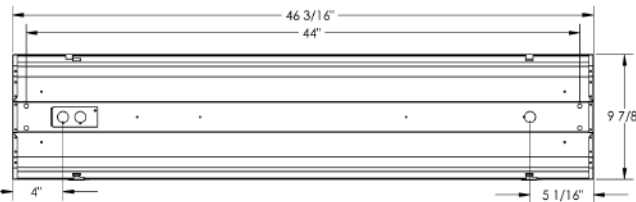
- 1 -- Up-light options let you tune the amount of light needed for display and aesthetics.
- 2 -- Optical choices make the RL very versatile for numerous mounting heights & tasks.
- 3 -- Designed for individual as well as long, straight continuous row mounting.
- 4 -- The RL can utilize a wide variety of ballasts for dimming, daylight, occupancy integration and emergency egress lighting.

## DIMENSIONS



	4' Length	8' Length	Width	Height
T5RL-254	46 3/16"	92 5/16"	9 7/8"	4 3/16"
T5RL-354	46 3/16"	92 5/16"	9 7/8"	4 3/16"
T5RL-454	46 3/16"	92 5/16"	12 3/8"	4 3/8"

## INSTALLATION DIAGRAM



\*Dimensions are subject to change without notice. Consult AEI factory for details.

## ORDERING GUIDE



## BRINGING YOU OUT OF THE DARK AGES!

Fixture Model	Length	# Of Lamps Wattage	Voltage	Lamp Color	Options	Optics	Louver	Mounting
T5RL								

CONSULT  
AEILighting.com  
for  
Photometric  
Information On  
This Fixture

See  
T8 RL CUT  
SHEET  
for  
T8 Lamp RL  
Options &  
Details

<b>LENGTH</b> 4FT=4-Foot 8FT=8-Foot	<b># OF LAMPS - 4-Foot</b> 2=2 Lamps 3=3 Lamps 4=4 Lamps	<b># OF LAMPS - 8-Foot</b> 4=4 Lamps 6=6 Lamps 8=8 Lamps	<b>WATTAGE</b> 28=28W 4-foot Nominal Length 54=54W 4-foot Nominal Length Consult Factory For Other T5 Wattages and Lengths	<b>VOLTAGE</b> 12=120V 27=277V 34=347V 48=480V UNI=120-277V UNI90=120-277V 90°C	<b>CORDS / PLUGS</b> X'C=Length + Cord Only X'CX=Length/Cord + Style/Plug Consult Factory For More Options	<b>BALLASTS</b> E=XXXX=Emergency Ballast/Lumens DIM=Dimming Ballast Consult Factory For Ballast Options	<b>THROUGH-WIRE OPTIONS</b> TW1=One Circuit Through-wire TW2=Two Circuit Through-wire Consult Factory For Custom Applications and Ordering Number	<b>OPTICS</b> WH=White Reflector UL=Uplight ND=Narrow Distribution WD=Wide Distribution XCOL=Custom Color Consult Factory For Custom Colors	<b>LOUVER</b> WSB=White Straight Blade Consult Factory For Custom Louver Colors and Materials	<b>MOUNTING</b> VH=VHook AC=Adjustable Aircraft Cable Set STEM=Stem Mount - Spec Size SURF=Surface Mount End Brackets GPI=X=Grippler Consult Options Guidelines For Details -- 10-foot Grippler Standard
---	--	--	--	--	---	--	---	---	--	---

AEI LIGHTING INC.  
1113 West Birchwood Avenue  
Mesa, AZ 85210  
TEL 480.733.6594  
FAX 480.733.6596  
WEB www.aeilighting.com

Project Name \_\_\_\_\_ Fixture Type \_\_\_\_\_  
Catalog # \_\_\_\_\_ Quantity \_\_\_\_\_

ADVANCED ENERGY IDEAS, INC.

T5RL 254 354 454